

1090 Sierra™ Series New Solid Color Reinforced Composite (SCRC) Toilet Partitions.



OVERHEAD-BRACED INSTALLATION

Configuration maximizes structural stability and vandal-resistance.

Solid Color Clear Through
Graffiti Cleans Without Ghosting
Resists Scratching, Gouging, Dents and Impacts

Heavy Duty Stainless Steel Hardware

Sierra™ Series Protects Against:

- | | |
|---|--|
| Paint and marker ink; ultra-hard GraffitiOff™ Surface facilitates easy cleaning. | Corrosion and structural failure. |
| Dents, impacts, gouging, carving and chemicals. | Flame spread and smoke development. Has ICC, NFPA Class B ASTM E 84 test result classification. |
| Hose-down maintenance and environmental moisture. | Contributes to LEED Certification Program. |


Specify for washrooms where maximum vandal-resistance is a must: schools, recreation centers, theme parks, public stadiums, theaters, and criminal justice facilities. 4 Rapid Response colors: 10-day order fulfillment. 10-year limited warranty against breakage, corrosion and delamination. For product warranties and limitations information, see page 4. Patent pending.

Standard Features



MATERIAL

Doors, stiles: $\frac{3}{4}$ " (19mm) thick; panels: $\frac{1}{2}$ " (13mm) thick. Solid Color Reinforced Composite (SCRC) is composed of dyed organic fibrous material reinforced with polycarbonate and phenolic resins between clear Melamine surface sheets. Material is integrally-bonded to form a solid homogenous panel with thermal and mechanically-applied pressure. SCRC has solid color throughout.



1092 HEAVY-DUTY HARDWARE

Heavy-gauge, type 304 satin-finish stainless steel. (1) Hinge adjusts for partial opening or self-closing door. Features (2) through-bolted panel-to-stile brackets, (3) reinforced latch with through-bolted keeper, (4) vandal-resistant door stops, and (5) through-bolted clothes hook. Patented, one-piece shoe conceals stile leveling device. For emergency access, door lifts from outside.



FACTORY-INSTALLED THREADED INSERTS

Threaded brass inserts are factory-installed for securing door hinges, door latch and door stops; speeds job-site installation. Each insert withstands over 1,500 pounds (6672 N) of pull out force. Vandal-resistant Pin-in-Head Torx Screws attach hinges, door stops, door latch keepers and mounting hardware.



STILE BASE, LEVELING DEVICE

7-gauge, $\frac{3}{16}$ " (5mm) thick, corrosion-resistant steel angle leveling bar is factory-installed to base of Solid Color Reinforced Composite (SCRC) stile. $\frac{3}{8}$ " (10mm) diameter, stainless steel wedge floor anchors require 2" (51mm) penetration into 3" (76mm) thick structural concrete floor.



THROUGH-BOLTED HARDWARE

For added strength and resistance to vandalism, stainless steel through-bolted fasteners are used to attach panel-to-stile brackets, clothes hooks, and latch keepers to stiles. Vandal-resistant fasteners have Pin-in-Head Torx Screw heads exposed on the exterior and interior of the toilet compartment.

Optional Features



1092.67 OPTION INSTITUTIONAL HARDWARE

Heavy-duty, type 304 satin-finish stainless steel. (1) Through-bolted panel-to-stile U-channel and (2) spring-loaded, self-closing hinge run full height of panels and doors, (3) vandal-resistant door stops, and (4) reinforced latch with through-bolted keeper. Patented, one-piece shoe conceals stile leveling device. Clothes hook not included.

OPTIONAL OCCUPANCY INDICATOR DOOR LATCH

Through-the-door stainless steel construction. Red-green occupancy indicator. Emergency access feature. Available on special order. See pages 27, 28 or 29 for photo.

The new generation of toilet partitions.



SUPERIOR NON-GHOSTING GRAFFITI REMOVAL

Metallic marking pens, markers containing xylene, and other permanent markers, acrylic and enamel paints are removed by quality D-limonene-based graffiti removers. See Bobrick Advisory Bulletin TB-80 for ASTM D 6578-00 results.



SUPERIOR SCRATCH AND DENT RESISTANCE

Sierra™ Series Solid Color Reinforced Composite (SCRC) ultra-hard GraffitiOff™ Surface resists scratching, gouging, denting. See Bobrick Advisory Bulletins TB-79 and TB-78 for ASTM D 2197-98(2002) and D 2794-93(1999)e1 results.



SOLID COLOR CLEAR THROUGH/REPAIRABILITY

Minimize light scratches by wiping with D-limonene-based graffiti remover, or a high-solid-content silicone sealant; repair moderate scratches by applying a matching color crayon; heavy gouges can be sanded and sealed. See Bobrick Advisory Bulletin TB-81 for details.



CONTRIBUTES TO LEED PROGRAM CERTIFICATION

Solid Color Reinforced Composite (SCRC) meets the demand for environmental sustainability in architectural design. In some states, stepped tax credits are offered to commercial buildings for different levels of LEED Certification. See Bobrick Advisory Bulletin TB-77 for details.

1090 SIERRA™ SERIES PRODUCT SELECTOR CHART

Configuration	Standard Series	Optional Feature Institutional Hardware
Overhead-Braced	1092	1092.67

1090 10-DAY RAPID RESPONSE™ ORDER FULFILLMENT AT NO EXTRA CHARGE

Bobrick will ship up to 25, Sierra™ Series Toilet Compartments within 10 workdays after receipt of approved drawings at no extra charge. Includes four standard colors and Overhead-Braced Installation Configuration only.

DESIGNER'S NOTE

Per ASTM E 84 Tests:


Series	Flame Spread Index	Smoke Developed Index	ICC/NFPA ASTM E 84 Classification
1090 Series			

1/2" (13mm) Panels	45	120	Class B
3/4" (19mm) Doors, Stiles	45	95	Class B


See Bobrick Advisory Bulletin TB-73.

Earthtone Color Collection.


Now you can brighten your restrooms with Sierra™ Series contemporary earthtones, and with GraffitiOff™ Surface you no longer need black toilet partitions to minimize the partial or unsuccessful removal of graffiti.




SC01 Golden Khaki



SC02 Desert Biege



SC03 Terra Cotta



SC04 Forest Green

Notes: Minor edge nicks and random color variations are a normal consequence of manufacturing material containing natural fibers. Sierra™ Series Solid Color Reinforced Composite (SCRC) colors are printed reproductions and are for descriptive purposes only. Request actual color samples for color confirmation.

PRICE INDEX		
	TrimLine P-Lam Stainless Steel-Edged	2.3
	DuraLine Phenolic/Moisture-Resistant	2.2
	Sierra Solid Color Reinforced Composite	2.1
	Designer P-Lam/Steel-Core Stiles	1.7
	Classic P-Lam/Budget-Priced	1.0

1090 SIERRA™ SERIES SOLID COLOR REINFORCED COMPOSITE (SCRC) TOILET PARTITIONS