

1080/1180 DuraLine™ Series Solid Phenolic Toilet Partitions.



BEAUTIFUL INSTALLATION

Concealed hardware provides crisp, clean flush architectural appearance.


- Durable, Ultra-Hard Surfaces**
- Stout, Solid-Core Construction**
- Heavy-Duty Concealed Stainless Steel Hardware**

DuraLine™ Series Provides Protection Against:

- Hose-down maintenance and environmental moisture.**
- Dents and impacts in vandal-prone heavy-use washrooms.**
- Corrosion and structural failure.**
- Peeling and delamination.**
- Gouging, carving, and scratching.**
- Paints and marker inks. Graffiti cleans without ghosting.**
- Flame spread and smoke development. Has ICC, NFPA Class A or B ASTM E 84 test result classification.**


Specify for washrooms where architectural design and maximum durability are desired, from class A corporate office buildings to schools, stadiums and theme parks. 18 RapidResponse™ colors; 10-day order fulfillment. 15-year limited warranty against breakage, corrosion and delamination. For product warranties and limitations information, see page 4

Standard Features



MATERIAL

Doors and stiles: 3/4" (19mm) thick. Panels: 1/2" (13mm) thick. Solid phenolic core with multiple resin-impregnated kraft, color and clear Melamine surface sheets fused at high temperature and pressure. Black edges provide design detail.




CONCEALED HARDWARE

Heavy-duty, type 304 satin-finish stainless steel; for emergency access, door lifts from outside. Hinge can be adjusted for a partial opening or self-closing door; patented, one-piece shoe conceals stile leveling device.



STILE BASE, LEVELING DEVICE

7-gauge, 3/16" (5mm) thick, corrosion-resistant steel, angle leveling bar is factory installed to base of solid phenolic stile. 3/8" (10mm) diameter stainless steel wedge floor anchors require minimum 2" (51mm) penetration into 3" (76mm) thick structural concrete floor.



THREADED INSERTS

Threaded inserts are factory installed for securing hinges. Vandal-resistant, Pin-in-Head Torx Screws for all hardware; saves installation time and costs.

Optional Features



.67 OPTION INSTITUTIONAL HARDWARE

All configurations. Extra-heavy-duty, type 304 satin-finish stainless steel; angle brackets, U-channels and spring loaded, self-closing hinge run full height of panels and doors; for emergency access, door lifts from outside. Doorstops are vandal-resistant. Coat hooks are not furnished, available as optional accessory. All fasteners are Pin-in-Head Torx Screws; patented, one-piece shoe conceals stile leveling device. To specify, add .67 suffix to Series Number.

OCCUPANCY INDICATOR DOOR LATCH

Through-the-door stainless steel construction with red-green occupancy indicator, and emergency access feature. Available on special order. See pages 27, 28 or 29 for photo.

DESIGNER'S NOTE

Per ASTM E 84 Tests:

Series	Flame Spread Index	Smoke Developed Index	ICC/NFPA ASTM E 84 Classification
--------	--------------------	-----------------------	-----------------------------------

1180 Series			
1/2" (13mm) Panels	15	25	Class A
3/4" (19mm) Doors, Stiles	15	20	Class A
1080 Series			
1/2" (13mm) Panels	30	55	Class B
3/4" (19mm) Doors, Stiles	30	20	Class B

See Bobrick Advisory Bulletin TB-73.

PRICE INDEX	Product Description	Price Index
	TrimLine P-Lam Stainless Steel-Edged	2.3
	DuraLine Phenolic/Moisture-Resistant	2.2
	Sierra Solid Color Reinforced Composite	2.1
	Designer P-Lam/Steel-Core Stiles	1.7
	Classic P-Lam/Budget-Priced	1.0

For stadiums, transportation centers, parks and recreational facilities.



HOSE-DOWN MAINTENANCE

Solid phenolic resists moisture and is ideal for installations in shower rooms and adjacent to swimming pools.



STRUCTURAL STRENGTH

Solid phenolic panels, doors and stiles, and Institutional full-height hardware, combine for maximum durability.



GRAFFITI REMOVAL

Ultra-hard chemical-resistant surface facilitates complete removal of marker ink, lipstick and paint without ghosting, using acetone- or D-limonene-based cleaners.

1080 AND 1180 DURALINE™ SERIES PRODUCT SELECTOR CHART

Configuration	Standard Series	Optional Feature Institutional Hardware
Floor-Anchored	1081/1181	1081.67/1181.67
Overhead-Braced	1082/1182	1082.67/1182.67
Floor-to-Ceiling	1086/1186	1086.67/1186.67
Ceiling-Hung	1088/1188	1088.67/1188.67

1080 10-DAY RAPID RESPONSE™

ORDER FULFILLMENT AT NO EXTRA CHARGE

Rapid Response Order Fulfillment Program ships up to 25, 1080 compartments within 10 workdays of receipt of approved drawings. Includes 18 standard colors, and four mounting configurations: Overhead-Braced, Floor-Anchored, Floor-to-Ceiling and Ceiling-Hung.

Standard Solid Phenolic Colors See page 31 for Rapid Response program.


Arborite® and Trespa® color numbers



E0-00 White



S-463 Antique White



S-445 Almond



S-436 Sand



S-431 Willow Grey



E8-23 Raspberry



S-542 Limousine Grey



S-513 Denim Blue




S-440 Navy




S-520 Springtime



E0-09 Black



P-705 White Speckle




S0-00 White Specks




P-886 Grey Grit



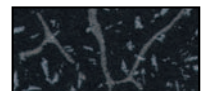
P-887 Beige Grit



S0-04 Mid Grey



P-500 Black Star



C0-09 Black Craquele

IMPORTANT NOTE: Solid Phenolic Colors are printed reproductions and are for descriptive purposes only. Refer to manufacturer's samples for absolute color fidelity. Color Guide and samples are available from Bobrick on request. Additional colors are available and may be subject to extra charges and longer lead times.

Arborite is a registered trademark of Arborite, Division of ITW Canada. Trespa is a registered trademark of Trespa International BV.